

High Volume Water Flows Done Safely . . .



*Crossfire Portable Monitor with
Twin Inlet*

. . . REALLY !

With a flow rating of 1250 gpm in portable operation, the TFT Crossfire monitor integrates the exclusive Safe-Tak safety shutoff system to prevent unintentional movement.

The monitor's compact and lightweight design includes stainless spring steel legs with carbide tips for maximum stability, and a visual attachment indicator for additional security.

To learn more about how you can provide maximum flows and improved crew safety during initial attack operations, contact your local TFT dealer today.



TASK FORCE TIPS
Made in USA • www.tft.com

3701 Innovation Way, Valparaiso, IN 46383-9327 USA
US & CN 800.348.2686 • 1.219.462.6161 • fax 1.219.464.7155



U.S. & Canada **800.348.2686** www.tft.com
24 Hour Service Team: 800.854.6864

TASK FORCE TIPS 3701 INNOVATION WAY, VALPARAISO, IN 46383-9327 MADE IN USA

Shown here, XFC-32 Crossfire Monitor package with Safe-Tak 1250 Portable Base and Safe-Tak Valve. Package includes your choice of Master Stream 1000 or 1250S series nozzle.

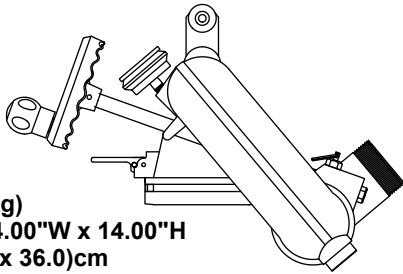


CROSSFIRE SERIES VIDEO

Visit www.tft/FE9 to view a complete video.

CROSSFIRE® SERIES

The CROSSFIRE monitor is the most versatile master stream appliance ever offered to the fire service. Its lightweight, compact design and unique quick-release swivel joint allow for a faster and safer stream deployment in the portable attack mode. The Safe-Tak 1250 utilizes the revolutionary, patented Safe-Tak "flow safety valve." Should the monitor lose contact with the ground surface, the Safe-Tak will automatically reduce flow to the monitor. This safety feature reduces the risk of injury from an out-of-control appliance. Monitor top and base are hardcoat anodized aluminum with a powder coat finish inside and out.

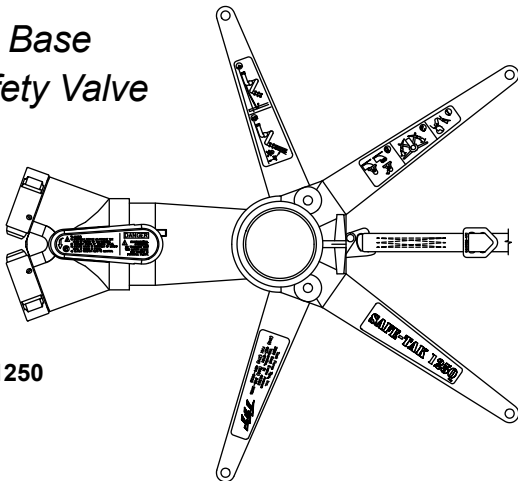


XFT-NJ
17.0 lb (7.5kg)
22.00"L x 14.00"W x 14.00"H
(56.0 x 36.0 x 36.0)cm

XFT-NJ CROSSFIRE MONITOR TOP 2.5"NH (65mm) OUTLET can be connected to either a portable base or a truck with the adapters on page 79 or a TFT Extend-A-Gun with XL outlet on page 80. The connection is easy, positive, and visually verified. When in use, the release is "locked out" by water pressure. The waterway is a large 3.25" (83mm) which lets the CROSSFIRE deliver up to 1250 gpm (4500 l/min) with low friction loss. Horizontal rotation is securely locked with a simple lever, and position can be visually confirmed. Only seven (7) turns of the handwheel change the discharge elbow from vertical to the stop elevation. Includes highly visible pressure gauge and built-in automatic drain valve. Standard outlet thread is male 2.5" NH (65mm).

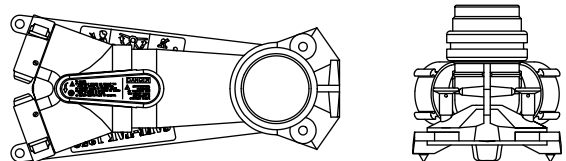
SAFE-TAK 1250™

**Portable Base
 With Safety Valve**



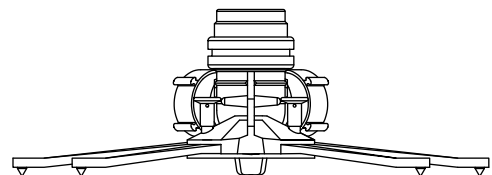
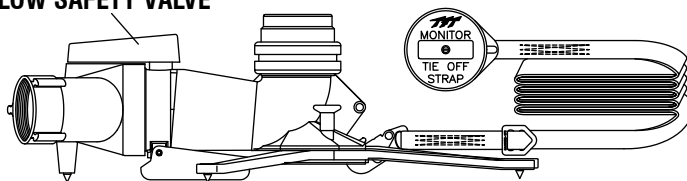
SAFE-TAK 1250
XFH**

SAFE-TAK 1250 PORTABLE BASE WITH SAFE-TAK VALVE is supplied with either two clappered swivel inlets or with a single full-time swivel inlet. The stainless steel, carbide-tipped base support legs can be folded to easily fit inside a small apparatus compartment, or for carrying pre connected to a hose line. Includes a safety tie-down strap with attached storage cap.



Legs Fold Completely for Easy Storage.

FLOW SAFETY VALVE



STOW-A-WAY 800
XFL**

The STOW-A-WAY 800 PORTABLE BASE WITHOUT SAFE-TAK VALVE is supplied with either two clappered swivel inlets or with a single full-time swivel inlet. Includes a safety tie-down strap with attached storage cap. STOW-A-WAY 800 portable base is not equipped with SAFE-TAK™ "Flow Safety Valve." Maximum recommended flow with Stow-A-Way Base in portable mode is 800 gpm (3500 l/min). Order XF500-KIT Option \$500.00 to add a flow safety valve. Weight of safety valve is 3.1 lb (1.4kg).