









# TFT BIV SERIES OVERVIEW

Model/Feature	New Force Low Profile Ball Style Intake Valve	Ball Style Intake- Valve - AB Series	Short Ball Style Intake Valve - ABS Series	Jumbo Ball Style Intake Valve - AX Series	Short Jumbo Ball Style Intake Valve - AP Series	Jumbo Low Profile Ball Style Intake Valve - AXD & AXE Series
Waterway	3.65"	3.65"	3.65"	5.25"	5.25"	5.25"
Storz Suction Gasket	Pressure gasket installed, suction gasket upon request	Pressure gasket installed, suction gasket upon request	Pressure gasket installed, suction gasket upon request	Pressure gasket installed, suction gasket upon request	Pressure gasket installed, suction gasket upon request	Pressure gasket installed, suction gasket upon request
Remote Control Option	No	Yes	Yes	Yes	Yes	Yes
Friction Loss @ 1250 gpm	5	5	5	2.5	2.5	2.5
Friction Loss @ 2000 gpm	11	11	11	5	5	5
Swiveling elbow	No	Yes	No	Yes	No	Yes
Handle Options	No	Left side handwheel, Right side handwheel or top mount crank (parallel shaft)	Left side handwheel, Right side handwheel or top mount crank (parallel shaft)	Left side handwheel, Right side handwheel or top mount crank (parallel shaft)	Left side handwheel, Right side handwheel or top mount crank (parallel shaft)	AXD Left side - top or front mount crank AXE Right side - top or front mount crank
Field Adjustable Pressure Relief Valve 90 - 300 psi	Yes	Optional If yes AB series If no AC series	Optional If yes ABS series If no ACS series	Optional If yes AX series If no AZ series	Optional If yes AP series If no AQ series	Optional If yes AXD or AXE series If no AZD or AZE series
Warranty	5 Years	5 Years	5 Years	5 Years	5 Years	10 Years Manufacturer's/Corrosion
Standard with one vent drain, but to add a secondary vent/drain	N/A	A1621-KIT, additional cost	A1621-KIT, additional cost	A1621-KIT, additional cost	A1621-KIT, additional cost	N/A
Depth*	12.1"	13.2"	9.3"	15.0"	11.1"	11.4"
Height*	14.6"	17.6"	17.5"	18.8"	18.6"	15.3"
Width*	11.4"	11.2"	11.2"	11.2"	11.2"	15.1"
Weight	17.5 lbs.	35.0 lbs.	31.1 lbs.	35.0 lbs.	32.0 lbs.	27.5 lbs.
	 ABD3ST-NX	 AB1ST-NX	 ABS1SP-NT	 AX1ST-NX-PS	 AP1ST-NX-PS	 AXD1ST-NX-T

\*Dimensions shown are top-mount handle with PRV and 5" Storz connection. Dimensions will vary by handle configuration, PRV option and hose connection type.

tft.com

(800) 348-2686

(219) 462-6161



# TFT BIV CONFIGURATION MATRIX

## STEP 1

DETERMINE YOUR MOST IMPORTANT WATER SUPPLY NEEDS

## STEP 2

START THE PART NUMBER FOR YOUR CUSTOM BIV  
CHOOSE A SERIES FROM THE LIST BELOW

## STEP 3

CHOOSE THE CONNECTION FOR YOUR LARGE DIAMETER SUPPLY HOSE\*

## STEP 4

CHOOSE THE CONNECTION FOR THE PUMP PANEL SIDE OF YOUR VALVE

## STEP 5

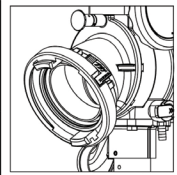
CHOOSE YOUR HANDLE STYLE

IMPORTANT FACTORS FOR FIRE DEPARTMENT WATER SUPPLY	WATERWAY SIZE	WITH A PRESSURE RELIEF VALVE	OR	NO PRESSURE RELIEF VALVE	SWIVELING ELBOW INTEGRATED INTO VALVE	SIDE B (SUPPLY HOSE CONNECTION)	-	SIDE A (TRUCK/PUMP CONNECTION)	-	HANDLE STYLE AND LOCATION
Budget Conscious, High Quality, No Customization	3.65" waterway					<i>*SELECT CONNECTIONS AT BOTTOM OF PAGE</i>				NEW FORCE VALVE See New Force Catalog for opening matrix or <a href="http://tft.com/Products/New-Force">tft.com/Products/New-Force</a>
Customizable Full Featured	3.65" waterway	AB		AC	✓	A,B,C,D,E	-	NT) 5.0" Threaded Swivel NX) 6.0" Threaded Swivel	-	PS for top mounted handle. (If you want the standard side mounted handwheel leave this blank.)
	5.25" waterway	AX		AZ	✓	A,B,C,D,E	-	NX) 6.0" Threaded Swivel NY) 8.0" Threaded Swivel	-	PS for top mounted handle. (If you want the standard side mounted handwheel leave this blank.)
Installation on a compact pump panel or need to fit behind a roll-up door	3.65" waterway	ABS		ACS	X	A,B,C,E	-	NT) 5.0" Threaded Swivel NX) 6.0" Threaded Swivel	-	PS for top mounted handle. (If you want the standard side mounted handwheel leave this blank.)
	5.25" waterway	AP		AQ	X	A,B,C,E	-	NX) 6.0" Threaded Swivel NY) 8.0" Threaded Swivel	-	PS for top mounted handle. (If you want the standard side mounted handwheel leave this blank.)
	5.25" waterway	AXD (left side handle)		AZD (left side handle)	✓	A,B,C,D,E	-	NT) 5.0" Threaded Swivel NX) 6.0" Threaded Swivel NY) 8.0" Threaded Swivel	-	F for front mounted handle. T for top mounted handle.
	5.25" waterway	AXE (right side handle)		AZE (right side handle)	✓	A,B,C,D,E	-	NT) 5.0" Threaded Swivel NX) 6.0" Threaded Swivel NY) 8.0" Threaded Swivel	-	F for front mounted handle. T for top mounted handle.
10 Year Manufacturer's Warranty PLUS 10 Year Corrosion Warranty Coverage	5.25" waterway	AXD (left side handle)		AZD (left side handle)	✓	A,B,C,D,E	-	NT) 5.0" Threaded Swivel NX) 6.0" Threaded Swivel NY) 8.0" Threaded Swivel	-	F for front mounted handle. T for top mounted handle.
	5.25" waterway	AXE (right side handle)		AZE (right side handle)	✓	A,B,C,D,E	-	NT) 5.0" Threaded Swivel NX) 6.0" Threaded Swivel NY) 8.0" Threaded Swivel	-	F for front mounted handle. T for top mounted handle.

**\*STEP 3 CONNECTION OPTIONS**

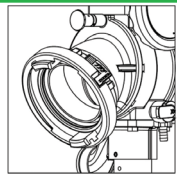
**A**

1SP) 4.0" Rigid Storz  
1ST) 5.0" Rigid Storz  
1SX) 6.0" Rigid Storz



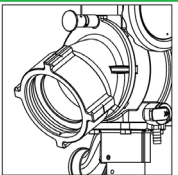
**B**

3SP) 4.0" Swivel Storz  
3ST) 5.0" Swivel Storz  
3SX) 6.0" Swivel Storz



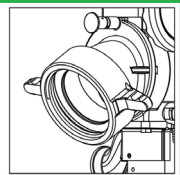
**C**

7NN) 3.5" Threaded Swivel  
7NP) 4.0" Threaded Swivel  
7NR) 4.5" Threaded Swivel  
7NT) 5.0" Threaded Swivel



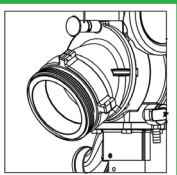
**D**

7HNP) 4.0" Threaded Swivel Handle  
7HNR) 4.5" Threaded Swivel Handle  
7HNT) 5.0" Threaded Swivel Handle  
7HNX) 6.0" Threaded Swivel Handle



**E**

8NP) 4.0" Male Threaded Rigid  
8NR) 4.5" Male Threaded Rigid  
8NT) 5.0" Male Threaded Rigid  
8NX) 6.0" Male Threaded Rigid



## STEP-BY-STEP EXAMPLE

step 2

**AXD**

step 3

**1ST**

step 4

**NX**

step 5

**F**

=

**AXD1ST-NX-F**

